

SOLUTIONS™ METALLIC



FEED MATERIAL into plotter/cutter so that the media faces up.



PLACE MASK over the graphic, making sure to smooth out any air bubbles.

REMOVE BACKING—

Description—

For use with solvent, eco solvent or thermo-resin print and cut systems to create full-color metallic images with brilliant shine.

Recommended Fabrics

100% cotton
 100% polyester
 Poly/cotton blends
 Woven nylon
 Nylon knits
 Nylon meshes - micro, tricot, mini, reversible
 Polyester knits
 Polyester mesh
 Sublimated Polyester
 Poly/foam & cotton caps
 Satin
 Cordura®

Due to the combination of fabrics, weaves, coatings and dyes used in the textile industry, Stahls' recommends and provides samples of our materials and medias for testing.

Accessories Required

CAD-COLOR® Magic Mask – Medium Tack Cover Sheet
 EZ Weeder® or Tweezers

Cutting Notes


Be sure to perform test cuts to ensure proper blade depth when cutting. Cutting too deep will result in weeding difficulties.

Care Instructions

For best results, turn garment inside out. Machine wash warm or cold using mild detergent. Do not bleach. Do not iron directly on transfer. Tumble dry low setting. Do not dry clean. Natural distressing occurs with repeated washings.

Storage


If designs will not be heat applied immediately, return masked designs to paper backing for storage. Avoid humid spaces and extreme changes in temperature.



PRINT DESIGN in positive form.




PREHEAT & POSITION— Preheat garment for 10 seconds, prior to application. Position & place cover sheet over graphic.



CUT DESIGN— If cutting through ink, let the print dry for 2-4 hours otherwise you may cut immediately. Dry times may vary.



HEAT APPLY— Temperature: 330°F; 165°C
 Time: 5 seconds
 Pressure: firm
 #7 on Hotronix®



WEED Away the excess media. If the design was cut immediately, the print must dry 30-60 minutes before proceeding.



PEEL MASK HOT—
FINAL APPLICATION— Place cover sheet over graphic and reseal for 10-15 seconds.

CUTTER GUIDELINES

CUTTER	BLADE	FORCE	OFFSET	SPEED
Roland SP-300	45°	135g	.25	30cm/s
Roland VP-300	45°	140g	.75	30cm/s
Roland XC-540	45°	155g	.250	30cm/s
Roland GX-24	45°	160g	.225	30cm/s
Mimaki CG-75 FX	SPB-0001	330g	.15	50cm/s

All technical information and recommendations are based on tests we believe to be reliable. However, we cannot guarantee performance for conditions not under manufacturer's control. Before using, please determine the suitability of product for its intended use. The user assumes all risk and liability whatsoever in connection with the use of this product. Seller's and manufacturer's only obligation shall be to replace such quantity of the product proved to be defective by manufacturer.

CAD-CUT, CAD-COLOR, Solutions & Hotronix are trademarks & ® trademarks of Stahls' ID Direct™ with one or more patents or patents pending.

© Stahls' ID Direct™ 2010 - All International Rights Reserved