


GLITTER



FEED MATERIAL—
into cutter
so that the
carrier is on
the bottom.




PREHEAT & POSITION—
Preheat garment for 10 seconds, prior to application. Position weeded design on garment with the carrier side up (*reads left to right*). Place cover sheet over graphic.

Recommended Fabrics

100% cotton
100% polyester
Poly/cotton blends
Polyester knits
Polyester mesh
Poly/foam & cotton caps
Satin

Due to the combination of fabrics, weaves, coatings and dyes used in the textile industry, Stahls' recommends and provides samples of our materials and medias for testing.



CUT LOGO,
words or
numbers
in reverse
(*mirror
image*).



HEAT APPLY—
Temperature: 330°F; 165°C
Time: 10 seconds
Pressure: light
#2 on Hotronix®

Tip: A Teflon Pillow or Print Perfect Pad is recommended for even pressure when working around zippers, buttons, heavy seams or mesh reversible jerseys.

Accessories Required

Cover Sheet
Weeder® or Tweezers

Cutting Notes


You should always test cut prior to any production run. For optimal cutting and weed ing, maintain a line thickness of at least 1/8" for lettering & logos.

Care Instructions


Machine wash using mild detergent. Do not use bleach. Dry at a normal dryer setting on household machines. Do not iron directly onto CAD-CUT® GLITTER.

Two Color Look

Two-color GLITTER is NOT recommended. For an alternative use Thermo-FILM® or Thermo-GRIP® for the background material. After preheating garment, position the first color, place cover sheet over graphic, and press for 2 seconds at 330°F (165°C). Peel warm. Align second color and replace cover sheet. Finish with final application step. Peel carrier COLD.



WEED away
excess material
leaving only
the desired
graphic on the
carrier.



PEEL COLD—
The design must cool
completely before peeling
the carrier.

CUTTER GUIDELINES

CUTTER	BLADE	FORCE	OFFSET	SPEED
Roland GX-24	45° / 60°	140-180g / 160-190g	.25	50cm/s
Ioline 100	45°	150g	.15	12:30
Ioline 300	30° / 60°	120g / 100-12	.15 / .25	12:15 / 12:10

All technical information and recommendations are based on tests we believe to be reliable. However, we cannot guarantee performance for conditions not under manufacturer's control. Before using, please determine the suitability of product for its intended use. The user assumes all risk and liability whatsoever in connection with the use of this product. Seller's and manufacturer's only obligation shall be to replace such quantity of the product proved to be defective by manufacturer.

CAD-CUT & Hotronix are trademarks & ® trademarks of Stahls' ID Direct™ with one or more patents or patents pending.
© Stahls' ID Direct™ 2012 - All International Rights Reserved